

CONTACTOR RELAY, 3NO+1NC, DC 24 V, SCREW CONNECTION, SIZE S00



Figure similar

<b>product brandname</b>	SIRIUS
<b>Product designation</b>	contactor relay
<b>General technical data</b>	
<b>Size of contactor</b>	S00
<b>Product extension</b>	
• Auxiliary switch	Yes
<b>Insulation voltage</b>	
• with degree of pollution 3 rated value	690 V
<b>Degree of pollution</b>	3
<b>Surge voltage resistance rated value</b>	6 kV
<b>Protection class IP</b>	
• on the front	IP20
<b>Mechanical service life (switching cycles)</b>	
• of contactor typical	30 000 000
• of the contactor with added electronics-compatible auxiliary switch block typical	5 000 000

<ul style="list-style-type: none"> <li>• of the contactor with added auxiliary switch block typical</li> </ul>	10 000 000
<b>Equipment marking</b>	
<ul style="list-style-type: none"> <li>• acc. to DIN EN 61346-2</li> </ul>	K
<ul style="list-style-type: none"> <li>• acc. to DIN EN 81346-2</li> </ul>	K
<b>Ambient conditions</b>	
<b>Ambient temperature</b>	
<ul style="list-style-type: none"> <li>• during operation</li> </ul>	-25 ... +60 °C
<ul style="list-style-type: none"> <li>• during storage</li> </ul>	-55 ... +80 °C
<ul style="list-style-type: none"> <li>• during transport</li> </ul>	-55 ... +80 °C
<b>Control circuit/ Control</b>	
<b>Type of voltage of the control supply voltage</b>	DC
<b>Control supply voltage at DC</b>	
<ul style="list-style-type: none"> <li>• rated value</li> </ul>	24 V
<b>Closing power of magnet coil at DC</b>	3.2 W
<b>Holding power of magnet coil at DC</b>	3.2 W
<b>Auxiliary circuit</b>	
<b>Number of NC contacts</b>	
<ul style="list-style-type: none"> <li>• for auxiliary contacts</li> </ul>	1
<ul style="list-style-type: none"> <li>— instantaneous contact</li> </ul>	1
<ul style="list-style-type: none"> <li>— delayed switching</li> </ul>	0
<ul style="list-style-type: none"> <li>— lagging switching</li> </ul>	0
<ul style="list-style-type: none"> <li>— make-before-break switching</li> </ul>	0
<b>Number of NO contacts</b>	
<ul style="list-style-type: none"> <li>• for auxiliary contacts</li> </ul>	3
<ul style="list-style-type: none"> <li>— instantaneous contact</li> </ul>	3
<ul style="list-style-type: none"> <li>— delayed switching</li> </ul>	0
<ul style="list-style-type: none"> <li>— leading contact</li> </ul>	0
<ul style="list-style-type: none"> <li>— make-before-break switching</li> </ul>	0
<b>Number of CO contacts</b>	
<ul style="list-style-type: none"> <li>• for auxiliary contacts</li> </ul>	0
<ul style="list-style-type: none"> <li>• of auxiliary contacts instantaneous contact</li> </ul>	0
<b>Identification number and letter for switching elements</b>	31 E
<b>Operating current at AC-12 maximum</b>	10 A
<b>Operating current at AC-15</b>	
<ul style="list-style-type: none"> <li>• at 230 V rated value</li> </ul>	6 A
<ul style="list-style-type: none"> <li>• at 400 V rated value</li> </ul>	3 A
<ul style="list-style-type: none"> <li>• at 500 V rated value</li> </ul>	2 A
<ul style="list-style-type: none"> <li>• at 690 V rated value</li> </ul>	1 A
<b>Operating current at 1 current path at DC-12</b>	

<ul style="list-style-type: none"> <li>• at 24 V rated value</li> <li>• at 110 V rated value</li> <li>• at 220 V rated value</li> </ul>	<p>10 A</p> <p>3 A</p> <p>1 A</p>
<b>Operating current at 1 current path at DC-13</b> <ul style="list-style-type: none"> <li>• at 24 V rated value</li> <li>• at 110 V rated value</li> <li>• at 220 V rated value</li> </ul>	<p>10 A</p> <p>1 A</p> <p>0.27 A</p>
<b>Contact reliability of auxiliary contacts</b>	<p>1 faulty switching per 100 million (17 V, 1 mA)</p>

### Short-circuit protection

<b>Design of the fuse link</b> <ul style="list-style-type: none"> <li>• for short-circuit protection of the auxiliary switch required</li> </ul>	<p>fuse gL/gG: 10 A</p>
--	-------------------------

### Installation/ mounting/ dimensions

<b>Mounting position</b>	<p>+/-180° rotation possible on vertical mounting surface; can be tilted forward and backward by +/- 22.5° on vertical mounting surface</p>
<b>Mounting type</b>	<p>screw and snap-on mounting</p>
<b>Height</b>	<p>57.5 mm</p>
<b>Width</b>	<p>45 mm</p>
<b>Depth</b>	<p>72 mm</p>
<b>Required spacing</b> <ul style="list-style-type: none"> <li>• with side-by-side mounting <ul style="list-style-type: none"> <li>— at the side</li> </ul> </li> </ul>	<p>0 mm</p>

### Connections/Terminals

<b>Type of electrical connection</b> <ul style="list-style-type: none"> <li>• for auxiliary and control current circuit</li> </ul>	<p>screw-type terminals</p>
<b>Type of connectable conductor cross-sections</b> <ul style="list-style-type: none"> <li>• for auxiliary contacts <ul style="list-style-type: none"> <li>— solid</li> <li>— finely stranded with core end processing</li> </ul> </li> <li>• at AWG conductors for auxiliary contacts</li> </ul>	<p>2x (0.5 ... 1.5 mm<sup>2</sup>), 2x (0.75 ... 2.5 mm<sup>2</sup>), 2x 4 mm<sup>2</sup></p> <p>2x (0.5 ... 1.5 mm<sup>2</sup>), 2x (0.75 ... 2.5 mm<sup>2</sup>)</p> <p>2x (20 ... 16), 2x (18 ... 14), 1x 12</p>

### Safety related data

<b>B10 value</b> <ul style="list-style-type: none"> <li>• with high demand rate acc. to SN 31920</li> </ul>	<p>1 000 000; With 0.3 x I<sub>e</sub></p>
<b>Proportion of dangerous failures</b> <ul style="list-style-type: none"> <li>• with low demand rate acc. to SN 31920</li> <li>• with high demand rate acc. to SN 31920</li> </ul>	<p>40 %</p> <p>75 %</p>
<b>T1 value for proof test interval or service life acc. to IEC 61508</b>	<p>20 y</p>

### Certificates/approvals

General Product Approval	Functional Safety/Safety of Machinery	Declaration of Conformity
--------------------------	---------------------------------------	---------------------------



[Baumusterbescheinigung](#)



Test Certificates	Shipping Approval
-------------------	-------------------

[Typprüfbescheinigung/Werkszeugnis](#)

[spezielle Prüfbescheinigung](#)



Shipping Approval	other
-------------------	-------



[Sonstige](#)

[Umweltbestätigung](#)

[Bestätigungen](#)

### Further information

**Information- and Downloadcenter (Catalogs, Brochures,...)**

<http://www.siemens.com/industrial-controls/catalogs>

**Industry Mall (Online ordering system)**

<https://mall.industry.siemens.com/mall/en/en/Catalog/product?mlfb=3RH1131-1BB40>

**Cax online generator**

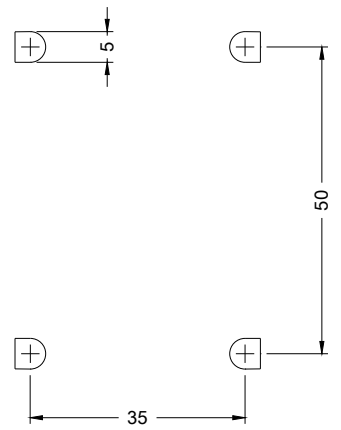
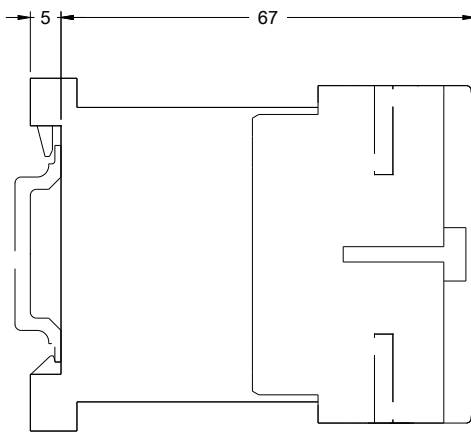
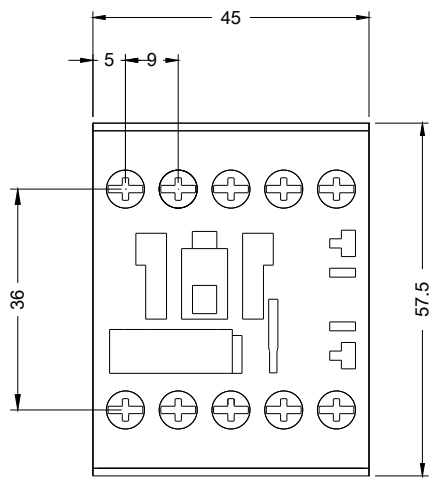
<http://support.automation.siemens.com/WW/CAXorder/default.aspx?lang=en&mlfb=3RH1131-1BB40>

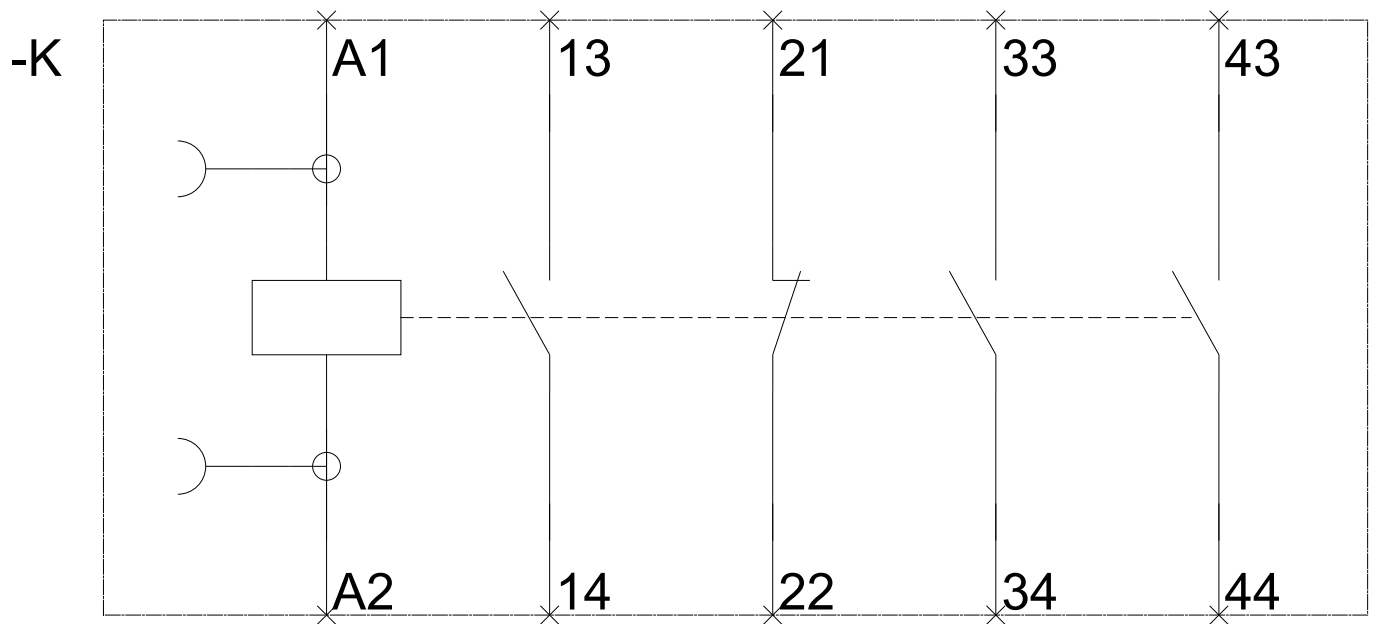
**Service&Support (Manuals, Certificates, Characteristics, FAQs,...)**

<https://support.industry.siemens.com/cs/ww/en/ps/3RH1131-1BB40>

**Image database (product images, 2D dimension drawings, 3D models, device circuit diagrams, EPLAN macros, ...)**

[http://www.automation.siemens.com/bilddb/cax\\_de.aspx?mlfb=3RH1131-1BB40&lang=en](http://www.automation.siemens.com/bilddb/cax_de.aspx?mlfb=3RH1131-1BB40&lang=en)





last modified:

06/12/2017